

TRAFFIC REQUEST

TR No: 253727 A Date Received: 06/12/2001 By: CYX
T-Slip: Date Logged: 06/12/2001
R-Slip: - - Date Routed: Section: OPD Due Date:
Assigned To: SCD Date Assigned: 6/19/01
Answer Date: Close Date:

Location:
Street: ANTIGUA BL Addr/Blk: [redacted] to Blk:
Limit 1: AMARO DR Alley:
Limit 2: Dir:

Request: EVALUATE FOR AN ALL-WAY STOP
Comments:

Classification: traffic ctrl all-way stop

Requested by: DAVID DIPIERRO
Alias:
Address:
City: SAN DIEGO State: CA Zip Code: -
Work Phone: 619 - Home Phone: 619 -
Internet ID:

TB 1229
67
T.S.

Reference TR #'s: 240971A
Results: FIELD CHECKED 07/05/01
ACCIDENT RPT = 0
DID NOT QUALIFY FOR ALL-WAY STOP
10 POINTS TOTAL (ARCHIVED WORKSHEET)
(4TH EVALUATION)
* PREVIOUS EVALUATION HAD 12 POINTS, 2 POINTS
FOR CURVE. 240971A
(SCD)
CONTACTED REQUESTOR 07/09/01

Case Closed 07/09/01
DIP

1472/MGR RPT Disposition
Districts: Reso No: Reso Date:
WO No:
Date Sent:
Date Comp:
Fee Received: Amount: Receipt No:

8/12/01
CLOSED/OUT
AUG - 6 2001
TRAFFIC ENGINEERING DIVISION

253727A
A-B

TRAFFIC REQUEST Input Form

Section:

- CIP IAC TCP
 OP D SIR

Rec Date: 6/8/01

Rec By: Dipiero

Assigned To: _____

Reference TR: _____

Transmittal type:

- E-mail/Internet Letter/FAX Public Referral Other
 In-House Referral Phone Walk-in Unknown

Street: Antigua Sfx B1 Beg Blk#
Limit 1: Amaro DV
Limit 2: _____ Alley:

Request: evaluate for an all-way stop

Comments:

Classification: _____ /Sub

Requestor Name: First David Last Dipiero

Business/Dept.: _____

Address: _____

City: _____ State: _____ Zip Code: _____

Home Phone: _____ Work Phone: X33096

Internet ID: _____

TR#:

TRAFFIC REQUEST

TR No: 324336

Date Received: 5/16/2012

By: W2J

T-Slip: _____

Date Logged: 5/16/2012

T B Page: _____

R-Slip: - -

Date Routed: _____

Section: OPA

Due Date: _____

Category: 3

Assigned To: OBI

Date Assigned: 5/17/12

Answer Date: _____

Close Date: _____

Location:

Street: AMARO

DR

Addr/Blk: [REDACTED]

to Blk: _____

Limit 1: ANTIGUA BL

Alley: _____

Limit 2: _____

Dir: _____

Request: EVALUATE FOR AN ALL-WAY STOP

Comments: SEE ATTACHED

Classification: TRAFFIC CONTROL ALL-WAY STOP

Requested by: KATHY

NORTHFIELD

Alias: _____

Address: _____

City: SAN DIEGO

State: CA

Zip Code: -

Work Phone: 619 -

Home Phone: [REDACTED]

Internet ID: _____

Reference TR #'s:

Results: 15 MIN COUNT CONDUCTED 5/23/12 THERE ARE NO REPORTED ACCIDENTS AT THIS INTERSECTION IN LAST 5 YEARS. AM & PM PEAK HOUR COUNTS ORDERED 5/24/12 FOR FURTHER STUDIES. INTERSECTION DOES NOT QUALIFY FOR ALL-WAY STOP USING AM & PM PEAK 4 HR COUNTS. (SEE EVAL ATTACHED). 20 PTS NEEDED TO QUALIFY; RECEIVED 10 PTS IN EVALUATION. NO FURTHER ACTION RECOMMENDED. REQUESTER WILL PURSUE ALTERNATIVE PROCESS.

CLOSED OUT

NOTIFIED REQUESTER

6/19/12

CB

C.O. 6/18/12 BD

1472/MGR RPT Disposition

Districts: _____

Reso No: _____

Reso Date: _____

WO No: _____

Date Sent: _____

Date Comp: _____

Fee Received: _____

Amount: _____

Receipt No: _____

324336

JUN 25 2012 [Signature]

White, Rose

From: Brizuela, Claudia
Sent: Tuesday, May 15, 2012 4:37 PM
To: White, Rose
Subject: another one

Rose,

Please create a traffic request to evaluate for an all-way stop at Amaro Drive and Antigua Bl in Tierrasanta. The requestor is Kathy Northfield phone [REDACTED]

Thanks!

Claudia Brizuela
Transportation Engineering Operations
Transportation and Storm Water Department
(619) 533-3613

ALL-WAY STOP EVALUATION

Traffic Request Number:

324336

/A
{home}

Traffic Study Number: IC 176-12
Traffic Study Date: 6/12/12
Time: 7-9am; 4-6pm

Main Street: Antigua Bl
Side Street: Amaro Dr

{goto i1}
{goto d3}
{goto d4}

Existing condition: control on Amaro Dr

Is the highest classified street a major street? (Y/N):

N

{goto b23}
{goto b23}
{goto b29}
{goto b34}
{goto b41}
{goto b57}

Requires 20 or more for All-Way Stop
20

Qualifies for All-Way Stop based on other criteria? (Y/N):

N

ACCIDENT EXPERIENCE

Recent 3 year period: 1/1/09 to 4/22/12
Acc = 0 0 Point(s)

0

SPECIAL CONDITIONS

Enter 0 - 5 points: 0
Describe: 0 Point(s)

TRAFFIC VOLUMES

Main Street: Antigua Bl
Total of Main Street Approaches:
Vol = (15 Minute Count)
(One Hour Count)
(Two Hour Count)
753 (Four Hour Count)
753 (Four (4) Hour Volume) 2 Point(s)

Side Street: Amaro Dr
Highest-Volume Side Street Approach
Vol = (15 Minute Count)
(One Hour Count)
(Two Hour Count)
125 (Four Hour Count)
125 (Four (4) Hour Volume) 0 Point(s)

TRAFFIC VOLUME DIFFERENCE

Diff = 503 7 Point(s)

PEDESTRIAN VOLUMES

Pedestrians crossing main street:
Peds = (15 Minute Count)
(One Hour Count)
(Two Hour Count)
5 (Four Hour Count)
5 (Four (4) Hour Volume) 1 Point(s)

TOTAL 10 POINT(S)

Investigator: CB1

Date: 6/18/12

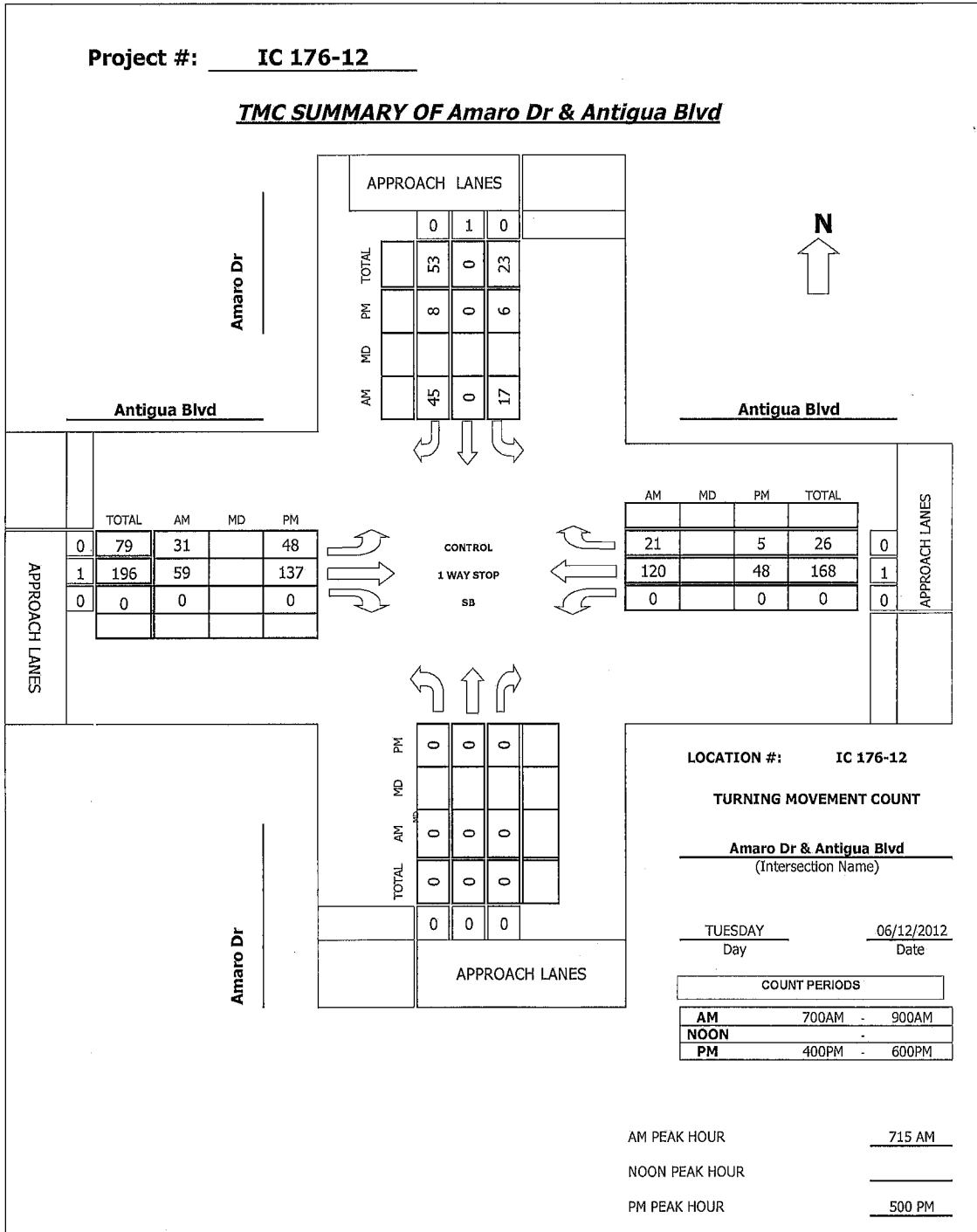
6 18 112

**Intersection Turning Movement
Prepared by:**



Project #: IC 176-12

TMC SUMMARY OF Amaro Dr & Antigua Blvd



Intersection Turning Movement
Prepared by:



FIELD DATA SERVICES OF ARIZONA, INC.
520.316.6745

N-S STREET: Amaro Dr DATE: 06/12/2012 LOCATION: San Diego
E-W STREET: Antigua Blvd DAY: TUESDAY PROJECT#: IC 176-12

LANES:	NORTHBOUND			SOUTHBOUND			EASTBOUND			WESTBOUND			TOTAL
	NL	NT	NR	SL	ST	SR	EL	ET	ER	WL	WT	WR	
	0	0	0	0	1	0	0	1	0	0	1	0	
6:00 AM													
6:15 AM													
6:30 AM													
6:45 AM													
7:00 AM	0	0	0	3	0	5	0	4	0	0	22	1	35
7:15 AM	0	0	0	3	0	10	9	8	0	0	42	9	81
7:30 AM	0	0	0	11	0	18	17	30	0	0	43	11	130
7:45 AM	0	0	0	2	0	9	2	12	0	0	21	1	47
8:00 AM	0	0	0	1	0	8	3	9	0	0	14	0	35
8:15 AM	0	0	0	2	0	4	0	6	0	0	16	1	29
8:30 AM	0	0	0	4	0	5	4	8	0	0	16	3	40
8:45 AM	0	0	0	4	0	7	4	5	0	0	13	0	33
9:00 AM													
9:15 AM													
9:30 AM													
9:45 AM													
10:00 AM													
10:15 AM													
10:30 AM													
10:45 AM													
11:00 AM													
11:15 AM													
11:30 AM													
11:45 AM													

TOTAL	NL	NT	NR	SL	ST	SR	EL	ET	ER	WL	WT	WR	TOTAL
Volumes	0	0	0	30	0	66	39	82	0	0	187	26	430
Approach %	####	####	####	31.25	0.00	68.75	32.23	67.77	0.00	0.00	87.79	12.21	
App/Depart	0	/	65	96	/	0	121	/	112	213	/	253	

AM Peak Hr Begins at: 7:15 AM

PEAK	NL	NT	NR	SL	ST	SR	EL	ET	ER	WL	WT	WR	TOTAL
Volumes	0	0	0	17	0	45	31	59	0	0	120	21	293
Approach %	####	####	####	27.42	0.00	72.58	34.44	65.56	0.00	0.00	85.11	14.89	

PEAK HR. FACTOR:	NL	NT	NR	SL	ST	SR	EL	ET	ER	WL	WT	WR	TOTAL
		0.000		0.534			0.479			0.653			0.563

CONTROL: 1-Way Stop (SB)
COMMENT 1:
COMMENT 2:



FIELD DATA SERVICES OF ARIZONA, INC.
520.316.6745

Pedestrian & Bicycle Study

N-S STREET: Amaro Dr
E-W STREET: Antigua Blvd

Date: 06/12/2012
Day: TUESDAY

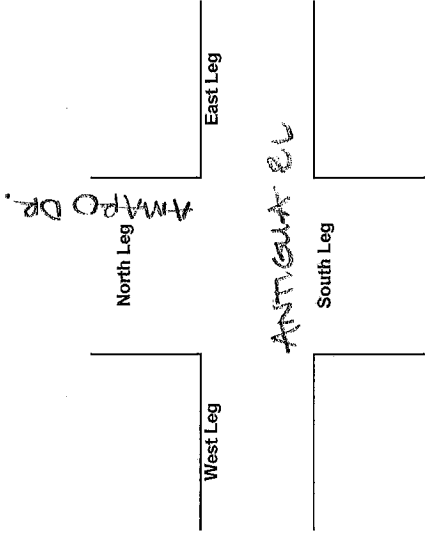
City: San Diego
Project #: IC 176-12

	PEDESTRIANS		
	N-LEG	S-LEG	W-LEG
7:00 AM	0	0	0
7:15 AM	1	0	0
7:30 AM	3	0	0
7:45 AM	2	0	2
8:00 AM	0	0	0
8:15 AM	0	1	0
8:30 AM	0	0	0
8:45 AM	0	1	0
TOTAL	6	2	3

	BICYCLES		
	N-LEG	S-LEG	W-LEG
7:00 AM	1	0	0
7:15 AM	0	0	0
7:30 AM	1	0	0
7:45 AM	1	0	0
8:00 AM	0	0	0
8:15 AM	0	0	0
8:30 AM	0	0	0
8:45 AM	0	0	0
TOTAL	3	0	0

	PEDESTRIANS		
	N-LEG	S-LEG	W-LEG
4:00 PM	0	0	0
4:15 PM	0	0	0
4:30 PM	0	0	0
4:45 PM	0	0	0
5:00 PM	2	0	0
5:15 PM	1	0	0
5:30 PM	1	0	0
5:45 PM	0	0	0
TOTAL	4	0	0

	BICYCLES		
	N-LEG	S-LEG	W-LEG
4:00 PM	0	0	0
4:15 PM	0	0	0
4:30 PM	0	0	0
4:45 PM	0	0	0
5:00 PM	0	0	0
5:15 PM	1	2	0
5:30 PM	0	0	0
5:45 PM	0	0	0
TOTAL	1	2	0

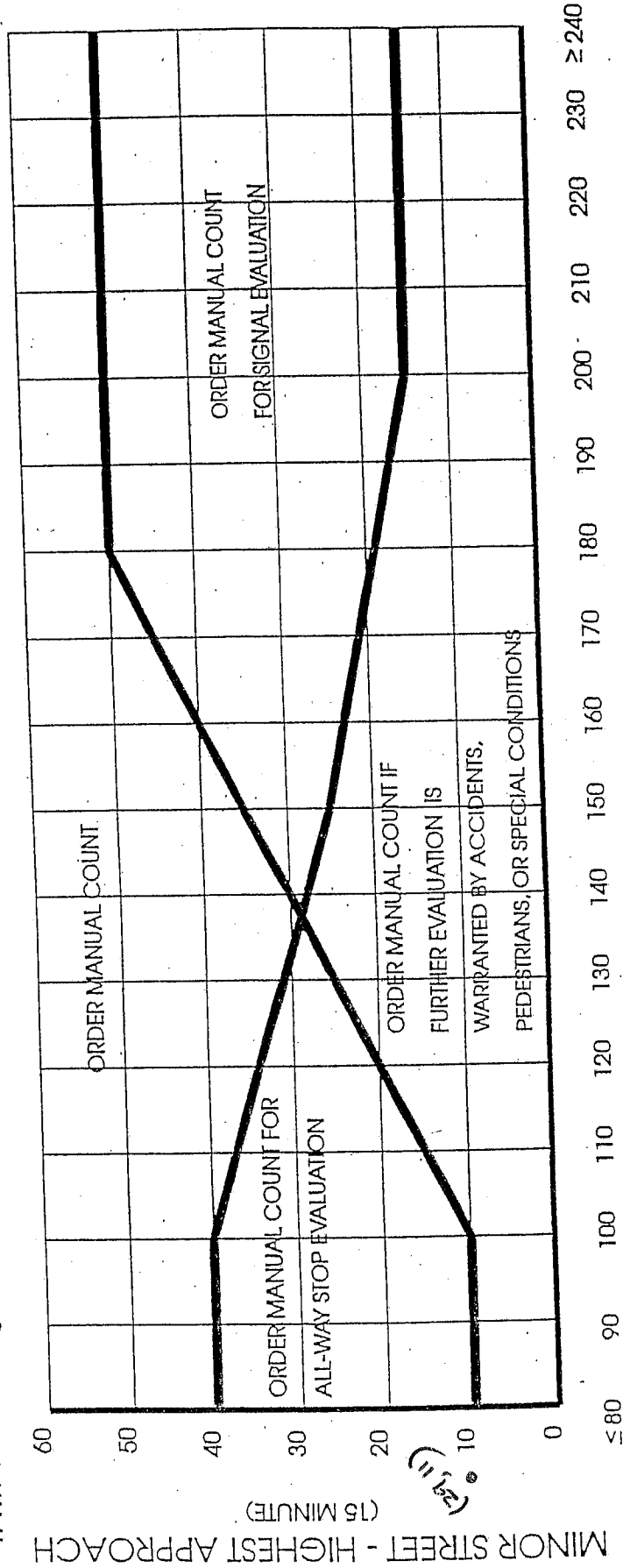


* 5 PEDS CROSSED MAIN STREET #0 BICYCLES ALONG MAIN STREET

15 - MINUTE SAMPLE COUNTS

WHEN TO ORDER MANUAL COUNTS FOR STOP SIGN AND SIGNAL EVALUATIONS

1. When evaluating for a traffic signal or an all-way stop, use the chart below:



MAJOR STREET - BOTH APPROACHES (15 MINUTE)

2. When evaluating for 2-way or side street stop or yield sign, order manual count if major street volume exceeds 30 in 15 minutes, or if further evaluation is warranted by other factors.

ALL-WAY STOP EVALUATION

Traffic Request Number:

324336

/A
{home}

Traffic Study Number:

Traffic Study Date:

5/23/12

Time:

11:00-11:15AM

Main Street: Antigua Boulevard

Side Street: Amaro Drive

{goto i1}
{goto d3}
{goto d4}

Existing condition: Control on Amaro Drive

Is the highest classified street a major street? (Y/N):

N

{goto b23}
{goto b23}
{goto b29}
{goto b34}
{goto b41}
{goto b57}

Requires 20 or more for All-Way Stop
20

Qualifies for All-Way Stop based on other criteria? (Y/N):

N

ACCIDENT EXPERIENCE

Recent 3 year period: 1/1/09 to 4/15/12

Acc = 0 0 Point(s)

0

SPECIAL CONDITIONS

Enter 0 - 5 points: 0

Describe: 0 Point(s)

TRAFFIC VOLUMES

Main Street: Antigua Boulevard

Total of Main Street Approaches:

Vol = 29 (15 Minute Count)
 (One Hour Count)
 (Two Hour Count)
 (Four Hour Count)
580 (Four (4) Hour Volume) 1 Point(s)

Side Street: Amaro Drive

Highest-Volume Side Street Approach

Vol = 11 (15 Minute Count)
 (One Hour Count)
 (Two Hour Count)
 (Four Hour Count)
220 (Four (4) Hour Volume) 1 Point(s)

TRAFFIC VOLUME DIFFERENCE

Diff = 140 10 Point(s)

PEDESTRIAN VOLUMES

Pedestrians crossing main street:

Peds = 0 (15 Minute Count)
 (One Hour Count)
 (Two Hour Count)
 (Four Hour Count)
0 (Four (4) Hour Volume) 0 Point(s)

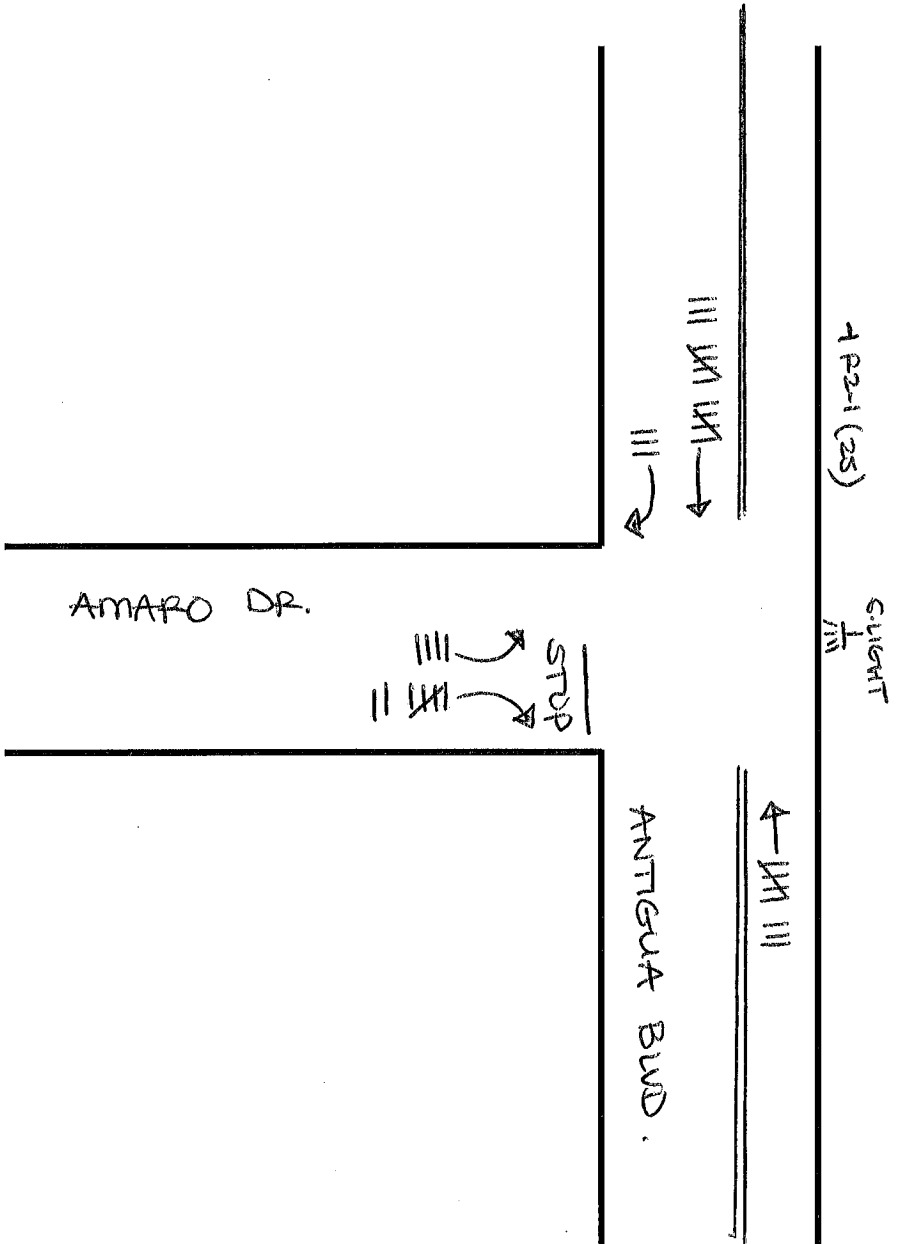
TOTAL 12 POINT(S)

Investigator: CB1

Date: 5/24/12

5 24 112

15 MINUTE COUNT



DATE: 5/23/12
TIME: 11:00 - 11:15 AM